

# EQUITY FUND Fund C



# Front Street Funds

B E R M U D A

Fact Sheet as of 9/30/2021

## CONTACT

Carla Seely  
Freisenbruch-Meyer Management Services  
75 Front Street,  
Hamilton, HM CX, Bermuda  
441-297-8686  
[cseely@fmgroup.bm](mailto:cseely@fmgroup.bm)

## PORTFOLIO MANAGEMENT TEAM

Keith Lane-Zucker  
Managing Director, Ingalls & Snyder LLC  
33 years investment experience. Managing  
Fund since 11/1/2011.  
Elizabeth Larson  
Senior Vice President, Ingalls & Snyder LLC  
32 years investment experience.

## FUND INFORMATION

Asset Class: Equity	Assets: \$41.7 million	Expense Ratio: 1.75	Fund Manager: Ingalls & Snyder LLC
Fund Objective: Long Term Growth	Number of Holdings: 29	Load Structure: No Load	Auditor: PricewaterhouseCoopers Ltd.
Inception Date: September 1,1996	Distribution Frequency: Daily	NAV Frequency: Daily	Administrator: Altree Fund Services

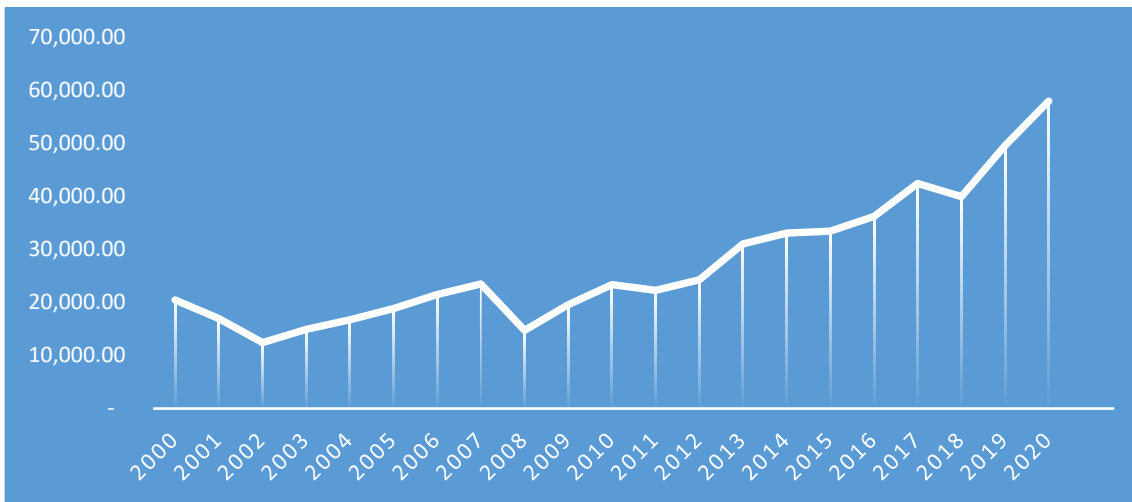
## FUND STRATEGY

Our strategy is to carefully select equities of high-grade companies having strong financial underpinnings and prospects for above-average growth in earnings over an extended period of time. We seek to invest in companies that often share a number of characteristics including: a high operating margin and a high return on equity (often resulting from a superior business franchise involving strong brands and other competitive advantages), a conservative balance sheet, a highly capable management team, and a diversified geographic exposure.

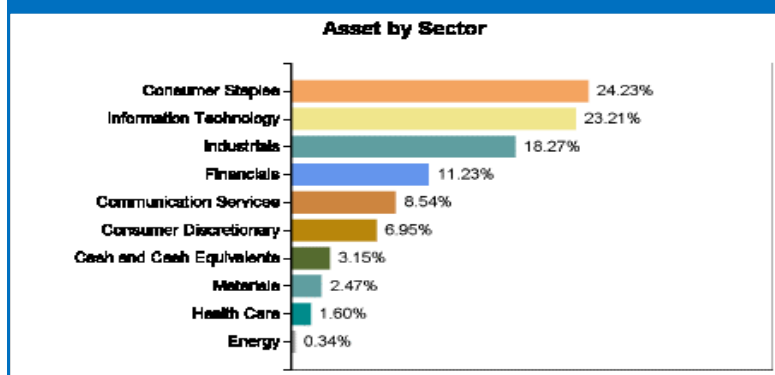
## FUND PERFORMANCE as of 9/30/2021

### Annual Returns (%) – Net of Fees

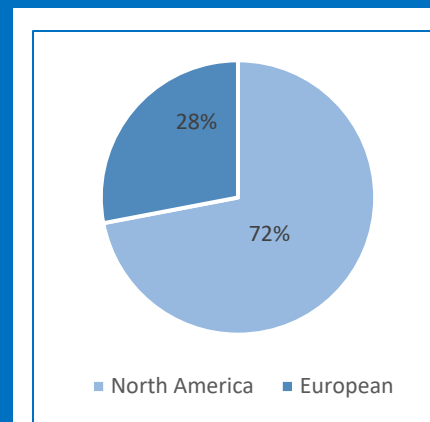
Performance	YTD	1 Year	3 Year	5 Year	10 Year	Since Inception
Front Street Equity	13.46%	26.60%	14.06%	12.83%	12.59%	7.80%
<b>Benchmark</b>						
S&P 500 Index	15.91%	29.98%	15.96%	16.87%	16.60%	9.84%
MSCI World Index	13.44%	29.41%	13.74%	14.36%	13.32%	8.10%



## SECTOR ALLOCATION



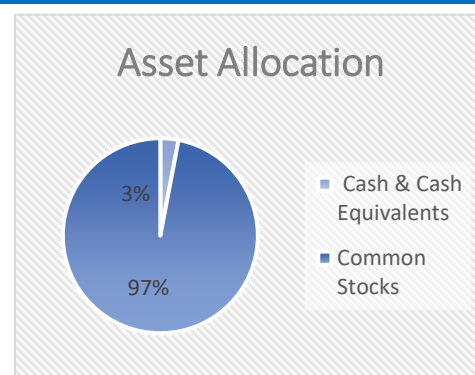
## GEOGRAPHIC ALLOCATION



## TOP TEN HOLDINGS

Company	Percentage
Microsoft Corp..	8.56%
Alphabet Inc.	8.54
Berkshire Hathaway Cl. C	5.90
LVMH Moet Hennessy Louis Vuitton	5.55
PayPal Holdings Inc.	4.90
Johnson Controls Intl. plc	4.60
Apple. Inc.	4.41
Roper technologies, Inc	4.16
Unilever PLC	3.06
Oracle Corp.	3.98

## ASSET ALLOCATION



## IMPORTANT DISCLOSURES

The Front Street Funds Trust is authorized as a Collective Investment Scheme (CIS) by the Bermuda Monetary Authority.

Past performance is not an indication of future performance, performance data shown represents past performance only. The investment return and principal value of an investment will fluctuate based upon market value; no investment returns are guaranteed.

The material contained in this document is for information purposes only. It is not intended as an offer or solicitation for purchase or sale of any security or financial instrument, nor is it advice or a recommendation to enter into any transaction. The Front Street Funds Trust and its related entities do not warrant the accuracy of the information provided herein, either expressed or implied, for any particular purpose.

Please refer to the prospectus and related documentation for further information regarding the investment offering.

Front Street Funds Trust performance data is shown as net of fees.